

Parkway Tree Planting and Removal Permit Application

Valid for 90 Days from Approval

STEP 1: Utilities need to be located and marked prior to submission of permit application. To do this:

CALL J.U.L.I.E. BEFORE YOU DIG – 811 or 800-892-0123 or submit an [online request](#).

STEP 2: Complete this permit application.

Project Address: _____ Phone: _____

Owner of Property: _____ Fax: _____

Address of Property Owner: _____

Contractor: _____ Phone: _____

Contact Person: _____ Fax: _____

Address: _____

I hereby apply for permission to plant or remove (number) _____ tree(s).

Name of firm or person who will do the work: _____

Address: _____ Phone: _____

STEP 3: Provide drawings or dimensions using the “interior” or “corner” lots. (Use illustration on page 2.)

If permission is granted, I hereby agree that work will be done in accordance with the ordinances of the City of Wheaton and the requirements and conditions set forth in the [City of Wheaton tree planting standards](#).

If you have questions about the tree program, please call the Forestry Division at 630-260-2122.

Signature: _____ Date: _____

FOR OFFICE USE:

This permit is hereby approved and all work is to be done in accordance with the applicant’s approval plan, applicable ordinances, specifications and regulations of the City of Wheaton governing said work, and the following:

Conditions and/or Comments: _____

Approved by: _____ *Date:* _____

Have the proposed planting locations been marked and JULIE locates completed prior to submitting permit application? YES NO

Tree Information

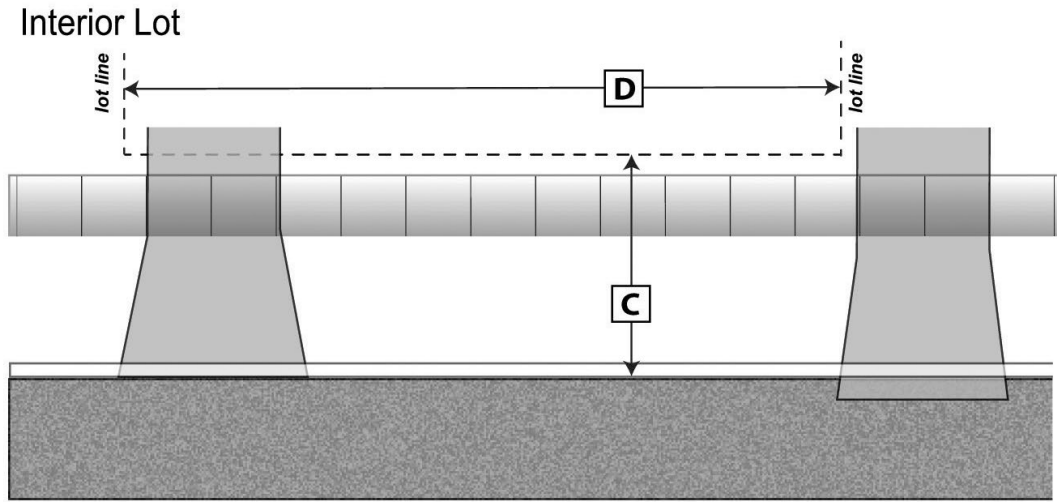
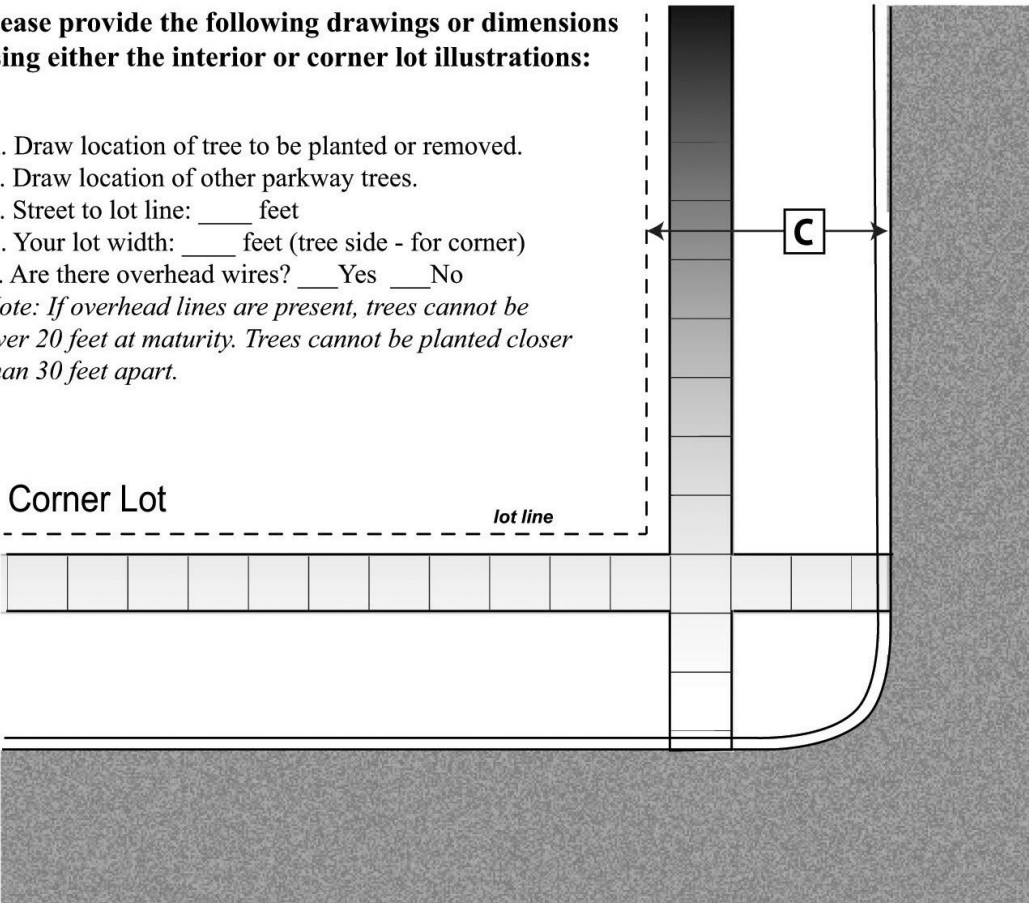
NOTE: The list of approved parkway tree species can be found in the [City of Wheaton tree planting standards](#).

SPECIES	QUANTITY	SIZE	REMOVAL OR PLANTING?

Please provide the following drawings or dimensions using either the interior or corner lot illustrations:

- A. Draw location of tree to be planted or removed.
- B. Draw location of other parkway trees.
- C. Street to lot line: ___ feet
- D. Your lot width: ___ feet (tree side - for corner)
- E. Are there overhead wires? ___Yes ___No

Note: If overhead lines are present, trees cannot be over 20 feet at maturity. Trees cannot be planted closer than 30 feet apart.





Revised December 16, 2013

PARKWAY TREE PLANTING STANDARDS CITY OF WHEATON, ILLINOIS

Section 62-294 78-4, 78-5 and 78-6 in the Wheaton City Code and Section 6.5.3 of the Wheaton Zoning Ordinance

In order to provide for the orderly development of the City, the following planting standards have been established to outline where trees and shrubs may or may not be located and to provide a description of actual planting procedures.

PLANTING REQUIREMENTS

A. PERMITS

Section 78-4 of the Wheaton City Code states “It shall be unlawful for any unauthorized person to bruise, trim, prune, break, cut, cut down, remove, plant inject any material into, attach any object to, mutilate, injure or damage in any way any tree, or the roots or branches thereof, located within a street or alley right-of-way or on any property owned by or under the jurisdiction of the City without having first obtained a permit therefore from the Engineering Department.”

B. SIZE, TYPE AND PLANNING

1. All trees planted by permit holders within the parkway areas must have a minimum trunk diameter of two inches. Diameters shall be as measured 6 inches above finish grade. All trees must be first grade nursery stock with straight trunks and full, well developed crowns.
2. **Willows, Poplars, Box Elder, Sumac, Siberian Elm, Cottonwood, Ash, fruit trees and trees with thorns, evergreens, shrubs or hedges shall not be planted in City of Wheaton right-of-ways.**
3. The permit holder shall prepare a landscaping/planting plan for approval by the Director of Engineering, City Planner, and City Forestry Superintendent indicating the proposed location and variety of parkway trees to be planted. The plan shall mix varieties throughout the development using the list of species, attached as Exhibit A, to provide for a natural and orderly streetscape. Same species cannot be planted on adjoining lots and no more than 15% of the same species may be planted within a development or on any block.

C. SPACING

1. Trees in the parkways shall be spaced approximately 35 feet apart, with a minimum spacing of 30 feet. A minimum of one tree per lot, two on corner lots shall be provided in all new subdivisions.
2. Trees in the parkway shall not be planted within 10 feet of alleyways, utility poles or street lights, or within 5 feet of driveways, fire hydrants, or utility service lines.
3. No hedge, shrub, evergreen or parkway tree shall be planted or maintained within 30 feet of the right-of-way corner to a height greater than 3 feet above the centerline elevation of the adjacent street.

D. CORNER LOT RESTRICTIONS

1. Trees within the parkway or within private property shall not be planted closer than 30 feet from the property corner adjacent to the street intersection.
2. Evergreens, shrubs or hedges on private property within 30 feet of the property corner adjacent to the street intersection shall not exceed a height of 3 feet above the centerline of either street.

E. LOCATION WITHIN PARKWAY

1. Normal location of trees shall be centered in the parkway between the street and sidewalk.
2. Placement and location of street trees in parkways less than eight (8) feet in width as measured between the sidewalk and curb or edge of pavement; or 14 feet between the property line and curb or edge of pavement shall be subject to the City Engineer's approval.
3. The City Engineer may vary the location, by planting trees on private property behind the sidewalk or at other locations as deemed necessary

F. HEIGHT RESTRICTIONS

1. Trees which will exceed 20 feet in height at maturity shall not be planted under overhead utility lines.

G. LIMB CLEARANCE

1. Required minimum clearance over sidewalks is 8 feet, and over the street, 14 feet. This shall be considered when selecting, locating, and planting the trees.

H. EASEMENTS

1. The permit holder shall assume all responsibility for damage to utilities for trees and shrubs which are planted over any utilities or within utility easements.

PLANTING PROCEDURE

It is the responsibility of the permit holder to notify J.U.L.I.E (1-800-892-0123) for underground cable or conduit locations prior to excavating in a parkway or easement.

A TREE PLANTING

Balled and Burlapped (minimum 2" diameter)

Planting hole is to be 3 times the ball diameter. Top of root ball should be left 2" above grade. All twine, burlap and wire basket should be removed. Backfill to be tamped to eliminate any air gaps in the soil. Tree should be watered and mulched. Mulch is not to be piled on trunk of the tree.

B. PRUNING

1. Pruning shall be done in such a manner as to preserve the natural growth habits of each plant. All newly planted trees shall be pruned in a method and location of which shall meet the approval of the City Engineer and Wheaton Forestry Superintendent. All pruning shall be done with sharp tools in accordance with the best horticultural practices.

The ends of all broken and damaged roots of 1/4 inch or larger shall be pruned with a clean cut, removing only the injured portion. All broken branches, stubs and improper cuts of former pruning shall be removed.

Pruning shall consist of thinning the twigs or branches as dictated by the habit of growth of the various types of trees to be pruned, and as directed by the City Engineer and Wheaton Forestry Superintendent. The leader and terminal buds shall not be cut unless directed by the City Forester.

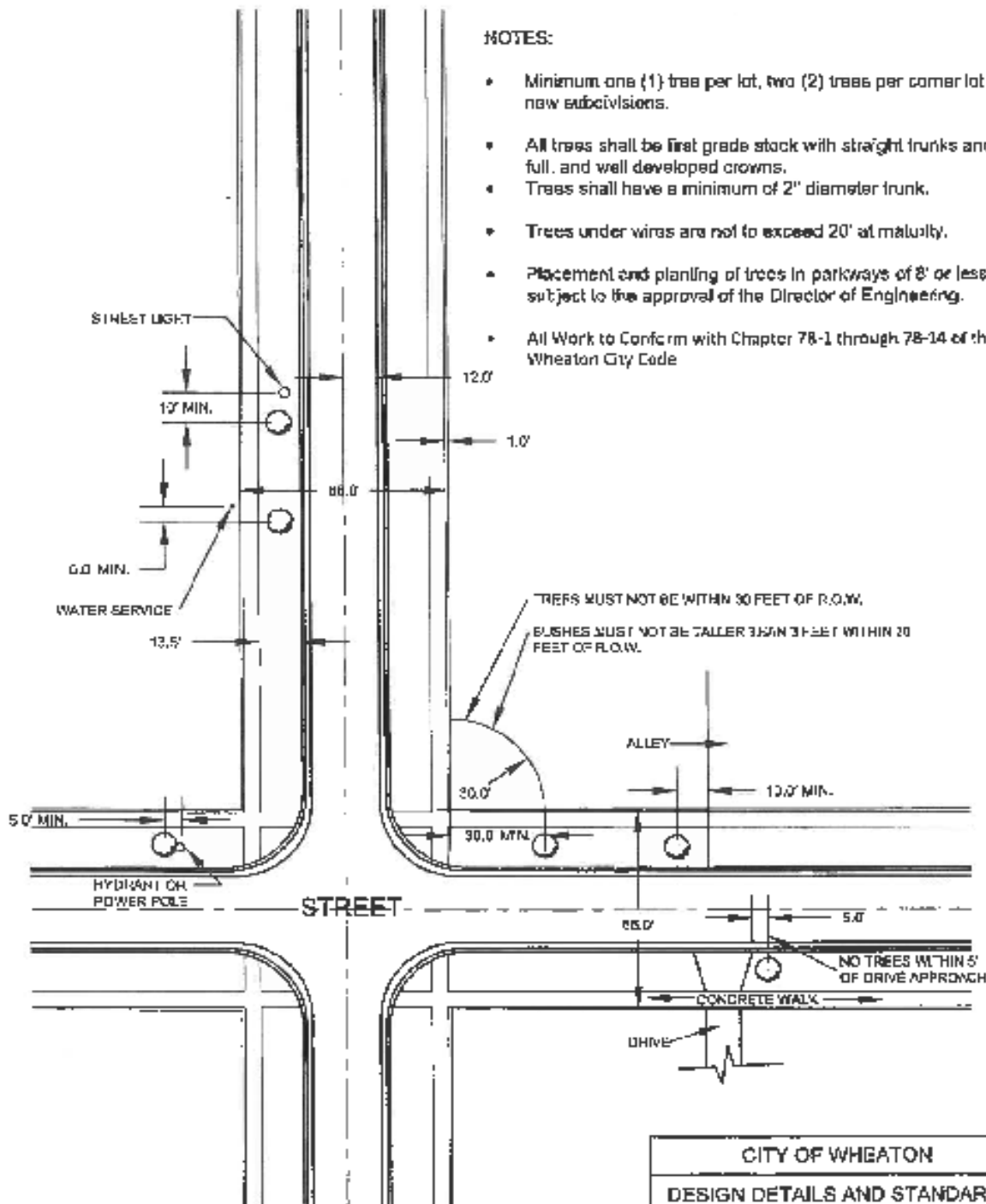
The purpose of the pruning is to provide a natural growth habit and balance between the root system and crown of the tree based on the best horticultural practices.

C. NEW TREE CARE

1. All new trees shall be securely staked or guyed until the roots become established. Guys shall have indicator tapes placed on them to prevent accidents.
2. New trees are to be watered approximately twice a month during dry weather conditions for the first two years. Written instructions to each homeowner shall be supplied by the developer. If the lot is unoccupied, the developer or owner shall take on this responsibility.

PARKWAY TREE PLANTING STANDARDS

For more information ref. "Wheaton City Code" Section 62-294; Chapter 78, 70-20B;
Wheaton Zoning Ordinance, Sec. 6.5.3.



NOTES:

- Minimum one (1) tree per lot, two (2) trees per corner lot in new subdivisions.
- All trees shall be first grade stock with straight trunks and full, and well developed crowns.
- Trees shall have a minimum of 2" diameter trunk.
- Trees under wires are not to exceed 20' at maturity.
- Placement and planting of trees in parkways of 8' or less is subject to the approval of the Director of Engineering.
- All Work to Conform with Chapter 78-1 through 78-14 of the Wheaton City Code

CITY OF WHEATON
DESIGN DETAILS AND STANDARDS
FIGURE # 37
DATE: 01-06-14 FILENAME: tree standard.dwg

Exhibit A – City of Wheaton approved Parkway Trees
City of Wheaton Approved List of Parkway Trees

<u>COMMON NAME</u>	<u>SCIENTIFIC NAME</u>	<u>APPROX MATURE HEIGHT</u>	<u>GROWTH RATE</u>
Crimean Linden	Tilia Euchlorn	35 FEET	Medium
Pyramidal Linden	Tilia Pyramidalis	35 FEET	Medium
Ginko	Gingko Biloba (male only)	60 FEET	Slow
Honey Locust	Gleditsia	50 FEET	Rapid
Red Oak	Quercus Rubra	70 FEET	Slow
White Oak	Quercus Alba	60 FEET	Slow
Plane Tree	Platanus Occidentalis	90 FEET	Medium
Horse Chestnut	Aesculus Hippocastanum	60 FEET	Medium
Purple Leaf Plum	Prunus	15 FEET	Medium
Kentucky Coffeetree	Gymnocladus Dioica	60 FEET	Medium
Pioneer Elm	Ulmus Pioneer	60 FEET	Medium
Common Hackberry	Celtis Occidentalis	60 FEET	Medium
Londen Plane Tree	Platanus x Acerifolin “Bloodgood”	70 FEET	Medium
Accolade Elm	Ulmus Japonica x Wilsoniana “Morton”	70 FEET	Medium
Catalpa (Northern)	Catalpa Speciosa	60 FEET	Medium
Pin Oak	Quercus Palustris	60 FEET	Medium
Tulip Poplar	Liriodendron Tulipifera	70 FEET	Fast
Swamp White Oak	Quercus Bicolor	55 FEET	Slow
Chinkapin Oak	Quercus Muehlenbergii	40 FEET	Slow
Sweetgum	Liquidamber Styraciflua	60 FEET	Medium
Shagbark Hickory	Canya Ovata	60 FEET	Slow
American Hornbeam	Carpinus Caroliniana	25 FEET	Slow
Ohio Buckeye	Aesculus Glabra	40 FEET	Medium
<u>TO BE PLANTED WHERE UTILITY LINES EXIST</u>			
Serviceberry (Tree Form)	Amelanchier Arborea	25 FEET	Medium
Flowering Crab	Malus Prairifire	20 FEET	Medium
Flowering Crab	Malus Snowdrift	20 FEET	Medium
Redbud (Tree Form)	Cercis Canadensis	20 FEET	Medium
Chanticleer Pear	Pyrus Calloryana “Glens Form”	35 FEET	Rapid
Japanese Tree Lilac	Syringa Reticulata (tree form)	25 FEET	Medium
Snowdrift Flowering Crab	Malus Snowdrift	15-18 FEET	Medium

NOTE: Growth Rate

Slow – less than one foot per year

Medium – one to two feet per year

Rapid – over two feet per year