

CURB, DRIVEWAY, AND PUBLIC WALK-APPLICATION FOR PERMIT

Valid for 90 Days

Project Address: _____ Phone: _____

Owner of Property: _____ E-mail: _____

Address of Property Owner:
(if different than above) _____

Contractor: _____ Phone: _____

Contact Person: _____ E-mail: _____

Address: _____

Expiration Date: _____ Insurance: _____ Bond: _____

<u>Driveway Approach to Work</u>				<u>Requirements</u>		<u>Public Walk</u>	
CONCRETE	<input type="checkbox"/>	NEW WORK	<input type="checkbox"/>	Width at Lot Line	_____ Ft.	New Work	_____ sq. ft.
ASPHALT	<input type="checkbox"/>	RECONSTRUCTION	<input type="checkbox"/>	Width at Street Line	_____ Ft.		Reconstruction
BRICK	<input type="checkbox"/>	RESURFACING	<input type="checkbox"/>	Culvert Required	_____ Ft.		
				Curb & Gutter	_____ Ft.		

Description of Work: _____

INSPECTIONS REQUIRED FOR PRECONSTRUCTION – FRAMING & BASE - FINAL

For new drives and walks, call 630-260-2066

For reconstruction drives & walks, call 630-260-2110

PLEASE GIVE A ONE DAY NOTICE PRIOR TO INSPECTIONS

Pre-Construction Meeting	Framing or Base Inspection	Final Inspection
By: _____	By: _____	By: _____
Date: _____	Date: _____	Date: _____

I hereby certify that all work described above will be done pursuant to the provisions of this permit and the applicable City Code provisions.

Print Name: _____

Signature: _____

Address: _____

Phone: _____ Fax: _____

This permit is hereby approved, and all work is done in accordance with the applicant's approved plan, applicable ordinances, specifications and regulations of the City of Wheaton governing said work, and the following:

Conditions and/or Comments: _____

Approved by: _____ Date: _____ Permit No. : _____ Permit Fee: _____

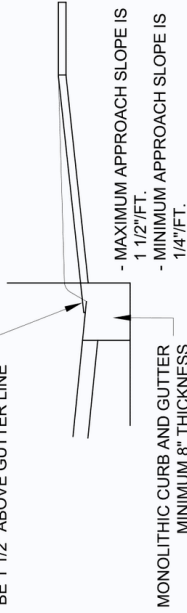
See page 2 for proper design and material specifications

DRIVE APPROACH & SIDEWALK SPECIFICATIONS

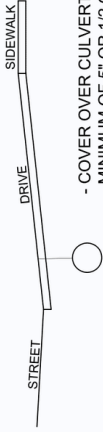
GENERAL STANDARDS

1. ALL PORTLAND CEMENT CONCRETE SHALL CONFORM TO ILLINOIS DEPARTMENT OF TRANSPORTATION CLASS SI MIX.
2. WHERE NEW CONCRETE WORK MEETS OR ABUTS ANY EXISTING CONCRETE STRUCTURES, THE EXISTING CONCRETE SHALL BE SAW CUT TO A STRAIGHT AND CLEAN EDGE AND EXPANSION MATERIAL PLACED BETWEEN THE NEW AND EXISTING WORK.
3. EXPANSION MATERIAL IS ALSO REQUIRED BETWEEN NEW CURB AND NEW CONCRETE APPROACHES; NEW SIDEWALK AND NEW CONCRETE DRIVEWAYS; AND NEW CURB AND NEW SIDEWALK.
4. A CULVERT WILL BE REQUIRED WHERE THE STREET DOES NOT HAVE CURB AND GUTTER.
5. REPLACEMENT OF BARRIER CURB AND GUTTER WITH DEPRESSED CURB AND GUTTER TO BE WITH A SINGLE POUR. GUTTER SHALL BE A MINIMUM OF 8" THICK.
6. WIRE MESH, REBAR, AND OTHER FORMS OF REINFORCEMENT ARE NOT ALLOWED IN CITY SIDEWALKS
7. PEA GRAVEL IS NOT ALLOWED AS FILL OR BASE MATERIAL.
8. ALL CURB REPLACEMENTS SHALL BE A MINIMUM OF 5' IN LENGTH.

TOP OF DEPRESSED CURB SHALL BE 1 1/2" ABOVE GUTTER LINE



MONOLITHIC CURB AND GUTTER MINIMUM 8" THICKNESS



- COVER OVER CULVERT SHALL BE A MINIMUM OF 5" OR 1/2 CULVERT DIAMETER, OR WHICHEVER IS LARGER.
- MINIMUM CULVERT SIZE: 10" DIAMETER.

RESIDENTIAL APPROACH

1. SHALL BE 5" THICK, PORTLAND CEMENT CONCRETE, CLASS SI
2. 1 1/2" BITUMINOUS CONCRETE ON AN 8" THICK AGGREGATE BASE
3. BRICK PAVERS SHALL BE CONSTRUCTED IN ACCORDANCE WITH THE MANUFACTURER'S SPECIFICATIONS. MANUFACTURER'S SPECIFICATIONS MUST BE SUBMITTED AS PART OF THE PERMIT APPLICATION.

COMMERCIAL APPROACH

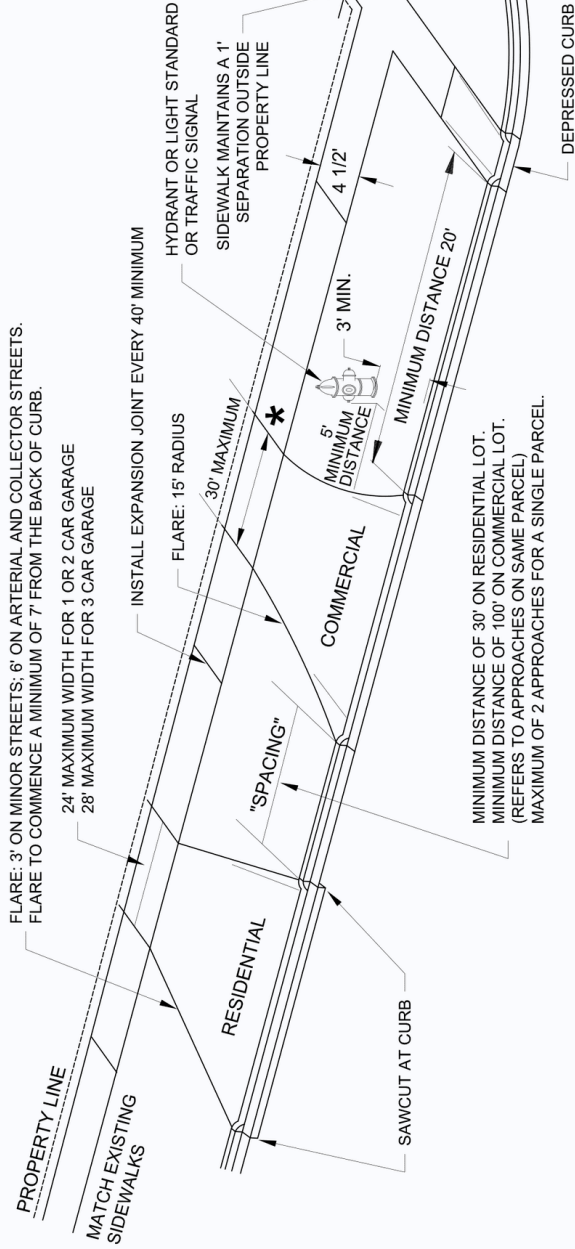
1. 6" THICK, PORTLAND CEMENT CONCRETE, CLASS SI (BITUMINOUS IS NOT PERMITTED)

SIDEWALK

1. 4" THICK, PORTLAND CEMENT CONCRETE ON A COMPACTED CRUSHED AGGREGATE OR BANK RUN GRAVEL BASE.
2. 5" THICK THROUGH RESIDENTIAL APPROACHES
3. 6" THICK THROUGH COMMERCIAL APPROACHES
4. WALK SHALL BE NO LOWER THAN THE CENTERLINE OF THE STREET.
5. THE SIDEWALK SHALL HAVE SCORED TRANSVERSE JOINTS AT EQUAL SPACING OF FIVE (5) FEET.
6. THE MAXIMUM TRANSVERSE GRADIENT OF A SIDEWALK SHALL NOT EXCEED TWO (2) PERCENT.
7. THE MAXIMUM GRADIENT OF A SIDEWALK SHALL NOT EXCEED TEN (10) PERCENT.
8. THE SIDEWALK SHALL BE 4 1/2 FEET IN WIDTH. ANY VARIANCE MUST BE APPROVED BY THE CITY ENGINEER.

FLARE: 3' ON MINOR STREETS; 6' ON ARTERIAL AND COLLECTOR STREETS. FLARE TO COMMENCE A MINIMUM OF 7' FROM THE BACK OF CURB.

24' MAXIMUM WIDTH FOR 1 OR 2 CAR GARAGE
28' MAXIMUM WIDTH FOR 3 CAR GARAGE



UTILITIES LOCATED IN SIDEWALKS SHALL BE BOXED OUT SQUARE WITH EXPANSION MATERIAL

PUBLIC SIDEWALK TO BE RAMPED AT INTERSECTION WITH CURB. BARRIER CURB TO BE REPLACED WITH DEPRESSED CURB. (IN ACCORDANCE WITH CURRENT ADA GUIDELINES).

SEE PEDESTRIAN CROSSINGS / SIDEWALK RAMPS STANDARDS

CITY OF WHEATON

DESIGN DETAILS AND STANDARDS

FIGURE # 1

DATE: 03-15-16 FILE NAME: Drive Approach & Sidewalk.dwg